SCRH2D14

SMD POWER INDUCTORS



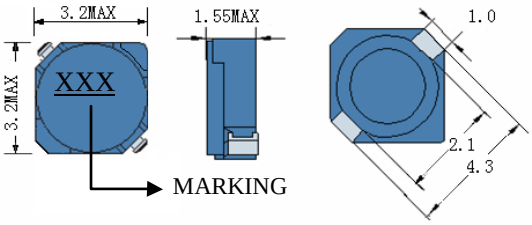

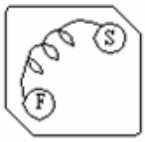

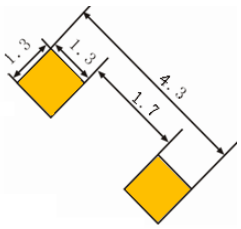

● Features
1. Magnetically shielded construction
2. Excellent Power Density
3. Engineered to Provide High Efficiency

CHARACTERISTICS

Part Number	Inductance (uH) (1)	Test Frequency	DC Resistance (Ω MAX) (2)	Saturation Current (3) (A)	Temperature Current (4) (A)
SCRH2D14-1R5	1.5	100KHZ	71m	1.80	1.60
SCRH2D14-1R8	1.8	100KHZ	85m	1.65	1.44
SCRH2D14-2R2	2.2	100KHZ	106m	1.50	1.29
SCRH2D14-2R7	2.7	100KHZ	114m	1.35	1.22
SCRH2D14-3R3	3.3	100KHZ	125m	1.20	1.15
SCRH2D14-3R9	3.9	100KHZ	178m	1.10	1.03
SCRH2D14-4R7	4.7	100KHZ	195m	1.00	930m
SCRH2D14-5R6	5.6	100KHZ	222m	950m	840m
SCRH2D14-6R8	6.8	100KHZ	253m	850m	790m
SCRH2D14-8R2	8.2	100KHZ	294m	800m	750m
SCRH2D14-100	10	100KHZ	396m	700m	710m
SCRH2D14-120	12	100KHZ	515m	620m	680m

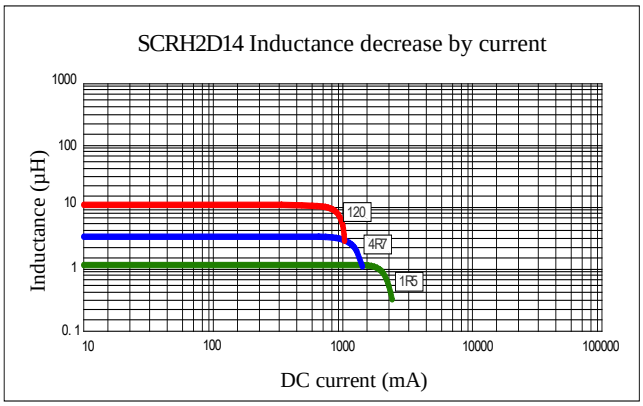

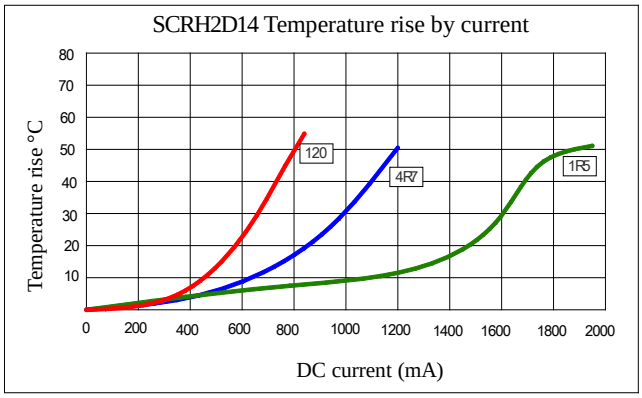

(1). Inductance tolerance ±30% tested at 0.25V, 0ADC and 25℃
(2). DCR measured at 25℃.
(3). The DC current at which the inductance decreases by 35% from its initial value.
(4). The DC current that results in a 40℃ temperature rise from 25℃ambient.

Click here for QUANTITY PER REEL & PACKING INFORMATION

Custom versions available upon request.

© 2019 Signal Transformer –Specification subject to change without notice. 12.19

signal TRANSFORMER a bel group
belfuse.com/signal
128 Atlantic Avenue, Lynbrook, NY 11563
Toll Free 866-239-5777 • Tel 516-239-5777 • Fax 516-239-7208
Sales@signaltransformer.com • techhelp@signaltransformer.com